

5 WAYS TO ESTIMATE FASTER AND MORE ACCURATELY

eBook



Save time, increase your efficiency and maximize your profit

Spending your days creating takeoffs with paper plans and a scale ruler? Waiting on your supplier to get back to you with accurate pricing for your estimates? Then you find out that your customer chose another builder because they got their quote in faster? There is a better way.

Estimating is one of the most challenging – and time-consuming – yet essential elements of the job. The accuracy, or lack of it, can make or break a business's profitability. Accurate estimating takes time, practice, skill, and reliable data because not every job is the same.

Adding [estimating software](#) to your business can streamline your entire estimating process, from doing takeoffs, creating estimates to sending out professional quotes.

We've outlined five tips to improve estimating, increase your efficiency and maximize profit using [Buildxact](#).



1

Ditch the paper plans and scale ruler for automated takeoffs

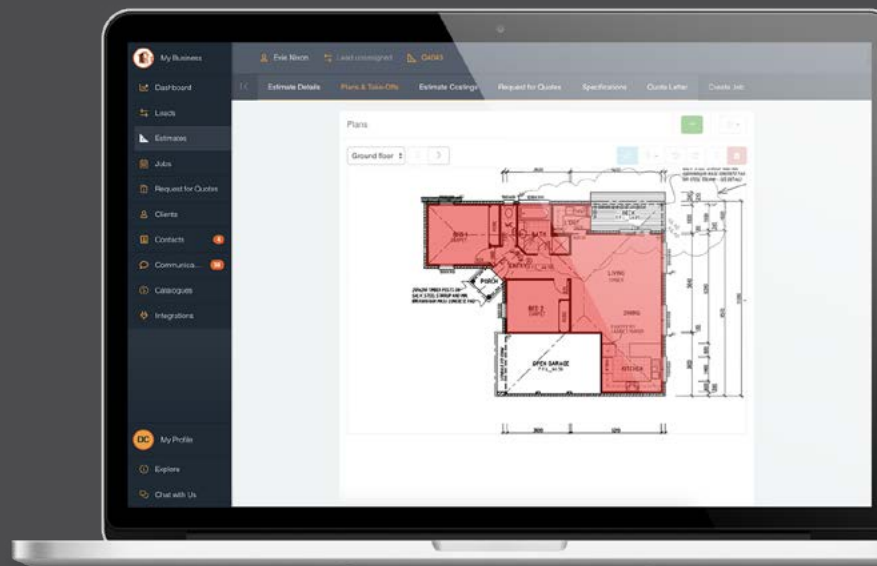
You may have learned to do takeoffs using paper plans and a scale ruler before the rise of takeoff software solutions now on the market. This method risks human error – an incorrect calculation can cause problems once you invoice the job.

Today, [takeoff software](#) solutions, like Buildxact enable you to be up to 80% faster. Automated takeoffs make estimates quicker and more accurate, ultimately paying off when it comes to your profit.

Digital takeoffs are up to

80%
FASTER

than traditional pen and paper.

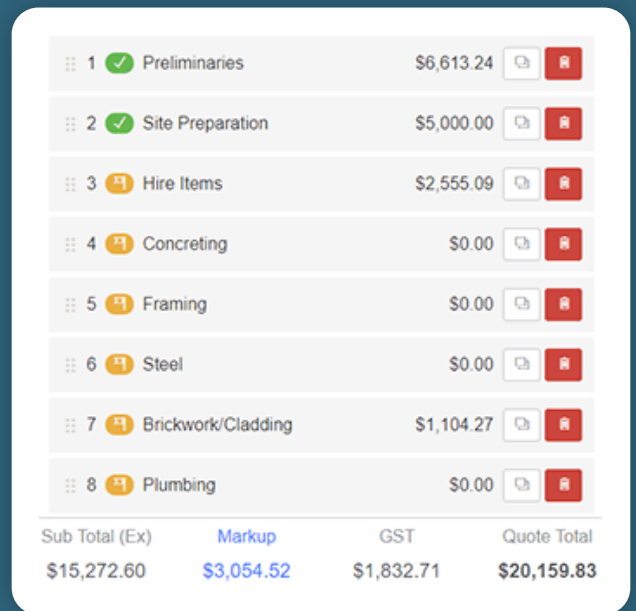


2

Templated checklist for any project

A templated checklist with different categories is a great way to ensure that nothing's forgotten in your estimate. Whether you're creating an estimate for an extension, renovation, two-story or kitchen and bathroom, a checklist means you'll be covered. Since projects differ, the ability to add or remove items on your checklist is critical.

Many builders use Excel for checklists, but it doesn't sync to the rest of your business systems. Buildxact allows you to estimate using a range of prebuilt checklist templates. Once you win the job and manage the finances, you can view where an item was over budget, adjust the estimated checklist to avoid this on your next job. You'll have peace of mind the first time and every time.



1	✓ Preliminaries	\$6,613.24	<input type="checkbox"/>	<input type="checkbox"/>
2	✓ Site Preparation	\$5,000.00	<input type="checkbox"/>	<input type="checkbox"/>
3	🔴 Hire Items	\$2,555.09	<input type="checkbox"/>	<input type="checkbox"/>
4	🔴 Concreting	\$0.00	<input type="checkbox"/>	<input type="checkbox"/>
5	🔴 Framing	\$0.00	<input type="checkbox"/>	<input type="checkbox"/>
6	🔴 Steel	\$0.00	<input type="checkbox"/>	<input type="checkbox"/>
7	🔴 Brickwork/Cladding	\$1,104.27	<input type="checkbox"/>	<input type="checkbox"/>
8	🔴 Plumbing	\$0.00	<input type="checkbox"/>	<input type="checkbox"/>
Sub Total (Ex)		Markup	GST	Quote Total
\$15,272.60		\$3,054.52	\$1,832.71	\$20,159.83

3

Supplier pricelist integration

It isn't easy to create an estimate when you don't have access to the most up-to-date pricing.

You likely rely on your supplier with emails and phone calls to check the price of multiple items and ordering materials.


Buildxact enables you to access your supplier's price list in the platform to create takeoffs, estimates, and quotes. It saves time, increases your efficiency, and maximizes your profit.



SAVE TIME



INCREASE
EFFICIENCY



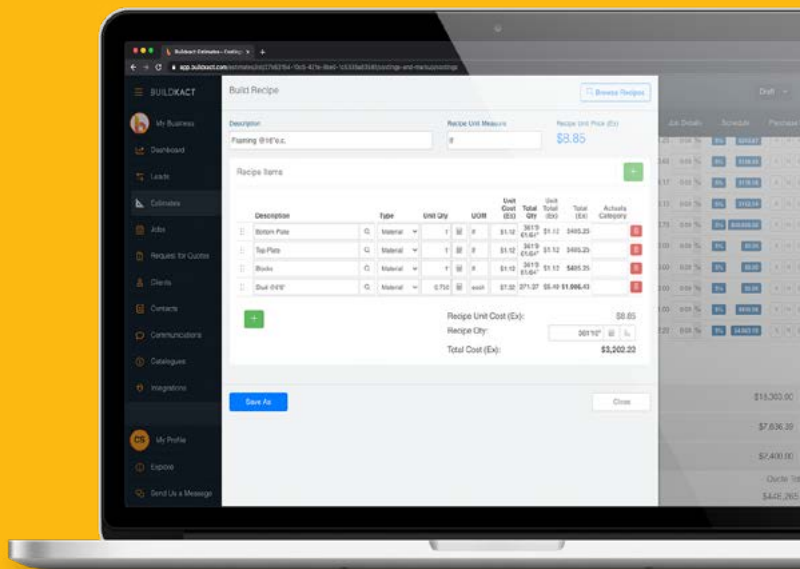
MAXIMIZE
PROFIT

4

The use of formulas also called recipes

Buildxact uses a formula-based process called recipes, where the calculations are automated, saving you tons of time. Typically, you would create a takeoff, work out the quantity of every item you need (like how many studs in a wall), and add up all the components you need (like a bottom plate and top plate).

Recipes package all the components together to create the takeoff, and the quantities automatically calculate, speeding up the estimating process and your accuracy. So, to complete a wall framing estimation, trace along the wall and you're good to go.



5

Manage your subcontractor's RFQs online

Receiving quotes from your subcontractors to include in your estimate should be hassle-free. Instead of calling each subcontractor individually, Buildxact enables you to send RFQs directly and then review and accept quotes in real-time. Once you've selected your subcontractor's quote, add it to your estimate. Streamlining this step-by-step process online saves you time and increases your efficiency.



Any more tips? Yes, one more.

Buildxact allows you to estimate using all these features and more. Designed for residential builders and remodelers who want to streamline their estimating process, Buildxact is easy to get started and simple to use.



GET IN TOUCH

www.buildxact.com

(972) 587-7057

Follow us on social media